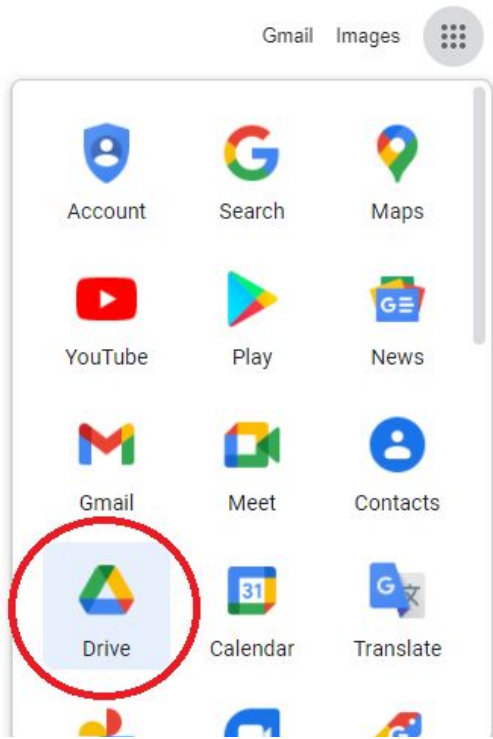


1. Click on Google Chrome (Internet) and on the main page of Google.



Search Google or type a URL

2. Click on Google Drive. This will prompt you to enter your child's username and password.



Google

Sign in

to continue to Google Drive

Email or phone

Forgot email? Student will enter their username  
4 letters of last name, 4 letters of first  
name, 3 numbers followed by  
@gotvdsb.ca

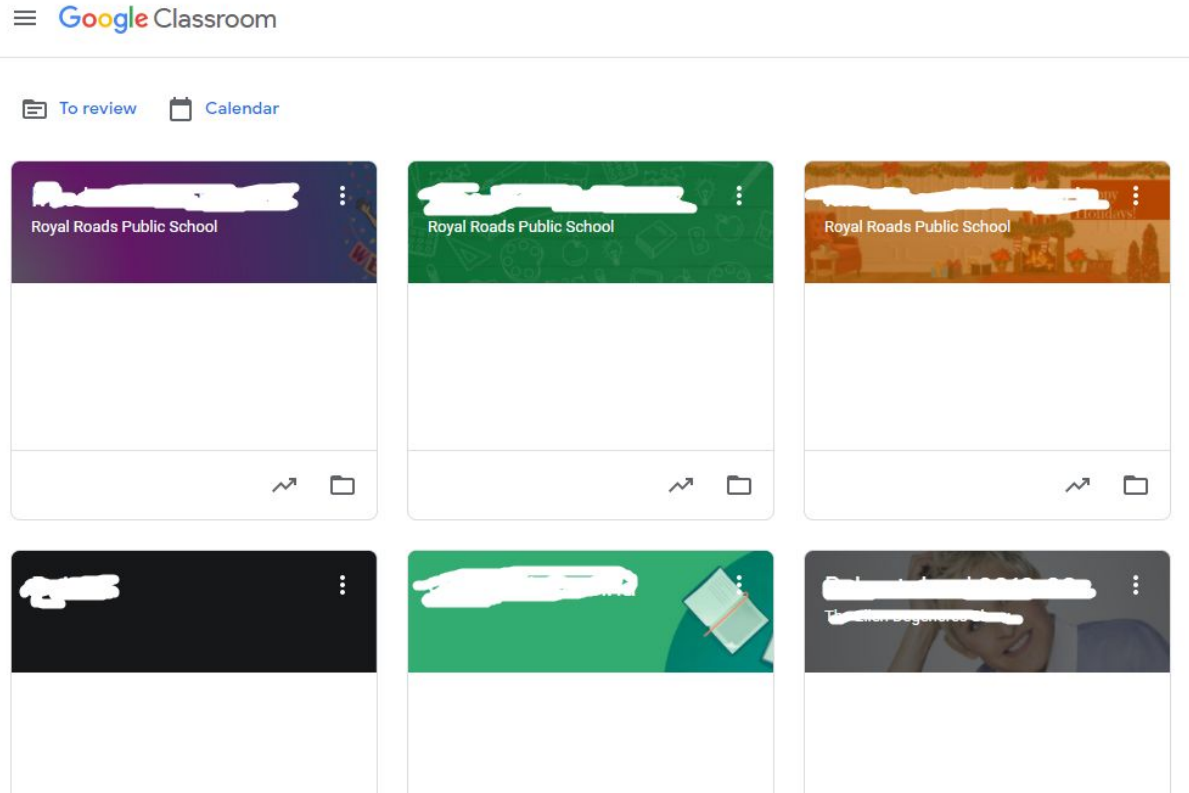
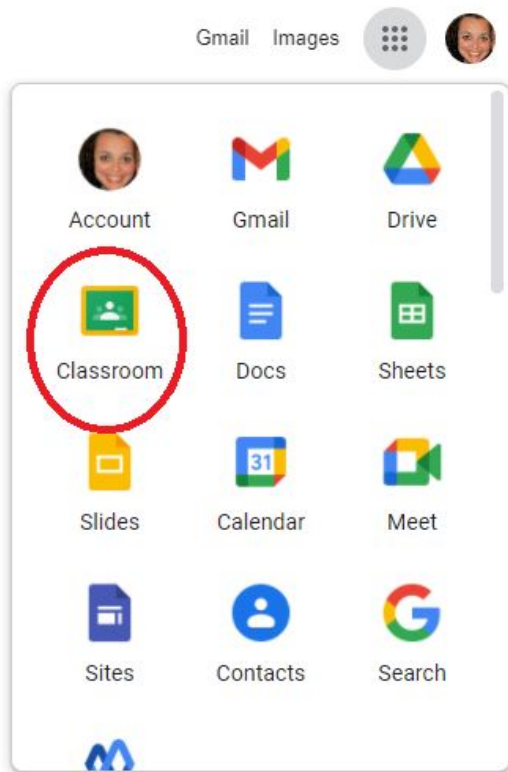
Not your computer? Use Guest mode to sign in privately.

Learn more example  
smitalle123@gotvdsb.ca

Create account

Next

3. Now your child should be logged in. They will then click on the waffle again in the top right hand corner of the Google main page, and select Google Classroom. This will bring your child to their google classroom they are connected to.



4. Once inside, you will see the classrooms that your child has been attached to. They will click on that Google Classroom. In there, they will find assignments, Google Meet links and much more! Have fun exploring! Please contact your child's teacher if there are any issues you encounter.